





**Innovation** you can rely on™

# Emergency Lighting



## LEMRO

LED Emergency Light with Rotatable Optics

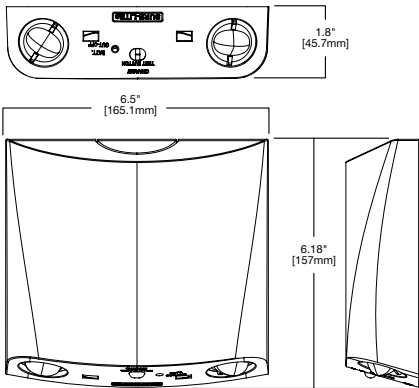
### Features

- Aesthetic, compact, thin profile design blends into commercial spaces
- AccuLED adjustable optics optimize coverage up to 25'
- EZ Hang simplifies installation and reduces labor
- EZ Key battery disconnect simplifies installation and protects the battery
- Five-year product warranty
- Fifteen-year prorated battery warranty
- Maintenance-free NiCad battery and LED
- UL 924 damp location listed; 0°C to 40°C rated; 120V/277V

### ORDERING INFORMATION

SAMPLE NUMBER: LEMRO

Emergency Light	Color
LEMRO=Two head unit; No remote capability	[Blank]=White



# Emergency Lighting



## LEM

LED Emergency Light

### Features

- AccuLED adjustable optics optimize spacing up to 29' – less fixtures required
- EZ Hang simplifies installation and reduces labor
- EZ Key battery disconnect simplifies installation and protects the battery
- Drives up to four remote heads
- Eagle Eye™ self-diagnostics option available
- Five-year product warranty
- Fifteen-year prorated battery warranty
- Maintenance-free NiCad battery and LED
- UL 924 damp location listed; 0°C to 40°C rated; 120V/277V

### ORDERING INFORMATION

SAMPLE NUMBER: LEM4SD

Emergency Light	Color	Option
<b>LEM</b> =Two head unit; No remote capability <b>LEM2</b> =Two head unit; Two head remote capability <b>LEM4</b> =Two head unit; Four head remote capability	<b>[Blank]</b> =White <b>BK</b> =Black	<b>SD</b> =Eagle Eye Self Diagnostic*

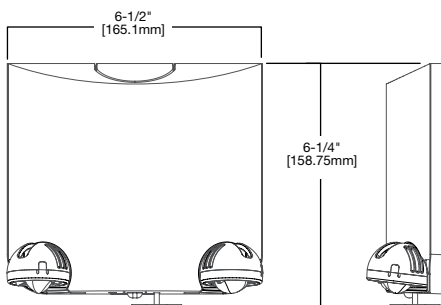
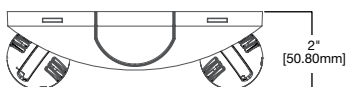
\* Self Diagnostic option unit comes with Time Delay capability by following installation instructions.



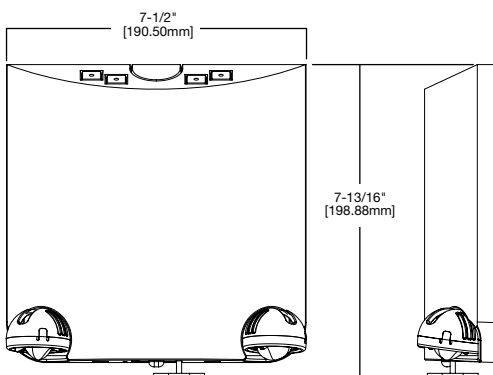
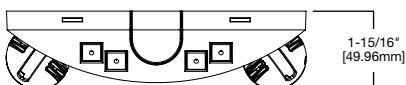
## LEM2 / LEM4

LED Emergency Light with Remote Capability

### LEM



### LEM2 / LEM4



# Remotes



## LEMR1

Single Head LED Remote

### Features

- AccuLED adjustable optics optimize spacing up to 29'
- EZ Click RJ45 connection option reduces installation time
- Class 2 UL rating enables elimination of conduit and J-box in most applications
- 6V option available for non PathLinux fixtures
- Five-year product warranty
- UL 924 damp location listed

### ORDERING INFORMATION

SAMPLE NUMBER: LEMR2

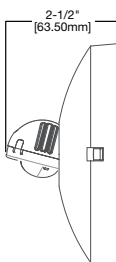
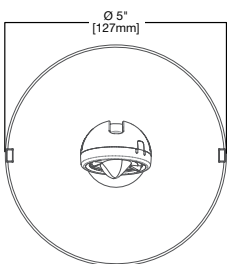
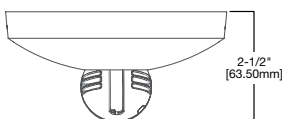
Emergency Light	Color
LEMR1=Single Head; Damp Location LEMR2=Double Head; Damp Location 6LEM85=6V; Single Head; Damp Location; No Ethernet 6LEM85D=6V; Double Head; Damp Location; No Ethernet	[Blank]=White BK=Black



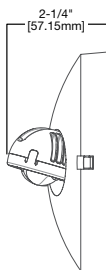
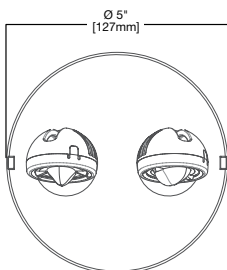
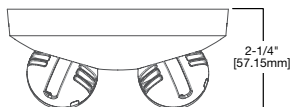
## LEMR2

### Double Head LED Remote

#### Single Head Remote



#### Double Head Remote



# Weatherproof Remotes



## LEMWR1

Single Head Weatherproof LED Remote

### Features

- AccuLED adjustable optics optimize spacing up to 29'
- EZ Click RJ45 connection option reduces installation time
- Class 2 UL rating enables elimination of conduit and J-box in most applications
- 6V option available for non-PathLinx fixtures
- Five-year product warranty
- UL 924 wet location listed

### ORDERING INFORMATION

SAMPLE NUMBER: LEMR2

Emergency Light	Color
LEMWR1=Single Head; Wet Location LEMWR2=Double Head; Wet Location 6LEM85W=6V; Single Head; Wet Location; No Ethernet 6LEM85DW=6V; Double Head; Wet Location; No Ethernet	[Blank]=White BK=Black

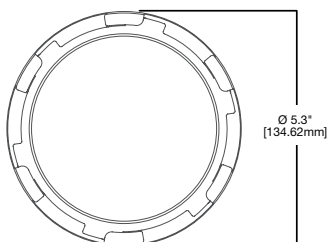
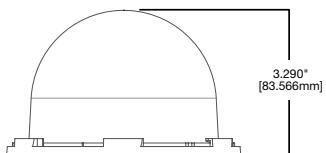




## LEMWR2

Double Head Weatherproof LED Remote

### Wet Location Remote



# Product Features




## **EZ Click RJ 45 Connection**

The EZ Click RJ 45 / Ethernet connection option reduces the cost of labor and materials through an internal power connection. The Class 2 connection avoids the labor and expense associated with conduit and junction box infrastructure ( code dependent ). PathLinx remotes can also be connected in series via low voltage DC.



## **EZ Key Power Disconnect**

The patented EZ Key is an external battery disconnect that allows the product to be shipped with the battery connected internally. This prevents battery drain during the construction cycle to ensure that the battery isn't damaged and is fully charged for inspection. EZ Key also saves the labor of internally connecting the battery after construction is complete.



## **EZ Hang Installation Feature**

The EZ Hang feature allows the installer to mount the back plate first so that both hands are available for wiring. The fixture hangs from the back plate during the wiring process and then snaps into place.



## **AccuLED Optics**

Patented AccuLED precision engineered optics display sharp cutoffs and an oval light pattern. This optimizes the path of egress per UL924 standards, resulting in fewer fixtures required as compared to similarly priced competitive products. The lens swivel feature within the AccuLED optics provide the opportunity of forward-throw of egress lighting and has a full 360° of rotation.

**AccuLED**Optics™

# Technical Information

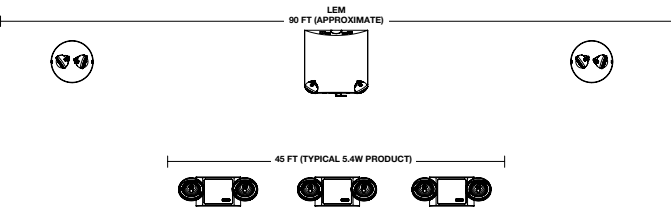
Fixture	Accu LED Optic Coverage	EZ Hang Installaiton	EZ Key Disconnect	Remote Supported
LEMRO	25'	Yes	Yes	No
LEM	29'	Yes	Yes	No
LEM 2	29'	Yes	Yes	2
LEM 4	29'	Yes	Yes	4

Fixture	Eagle Eye SD Option	Dimensions 3D	Warranty Fixture	Battery
LEMRO	No	6.5" x 6.18"x1.8"	5 year	15 pro rated
LEM	Yes	6.5"x5.87"x2.0"	5 year	15 pro rated
LEM 2	Yes	7.5"x7.5"x2.0"	5 year	15 pro rated
LEM 4	Yes	7.5"x7.5"x2.0"	5 year	15 pro rated

Remotes	Accu LED Optic Coverage	UL 924 Rating	EZ Click Option	Compatible with	Warranty Fixture
LEMR1	14.5"	Damp location	Yes	LEM 2/4	5 year
LEMR2	29"	Damp location	Yes	LEM 2/4	5 year
6LEM85	14.5"	Damp location	No	Any 6V	5 year
6LEM85D	29"	Damp location	No	Any 6V	5 year
LEMWR1	14.5"	Wet location	Yes	LEM 2/4	5 year
LEMWR2	29"	Wet location	Yes	LEM 2/4	5 year
6LEM85W	14.5"	Wet location	No	Any 6V	5 year
6LEM85DW	29"	Wet location	No	Any 6V	5 year

## Expanded Fixture Spacing

The utilization of LED technology has allowed Sure-Lites to increase the distance between PathLinx fixtures, while meeting UL924 standards for egress lighting. PathLinx products have spacing capabilities that are up to 50% greater than traditional incandescent emergency lighting, reducing the overall cost of egress lighting.



## **Lighting Brands**

Ametrix  
AtLite  
Corelite  
Ephesus  
Fail-Safe  
Halo  
Halo Commercial  
Invue  
io  
Iris  
Lumark  
Lumière  
McGraw-Edison  
Metalux  
MWS  
Neo-Ray  
Portfolio  
RSA  
Shaper  
Streetworks  
Sure-Lites

## **Controls Brands**

Greengate  
Fifth Light

## **Connected Lighting Systems**

HALO Home  
WaveLinx

## **IoT Platform**

Trellix