

Project		Catalog #		Type	
Prepared by		Notes		Date	



Metalux

APVT Select

4' and 8' Industrial Vaportite CCT and Lumen Select

Typical Applications

- Industrial • Manufacturing • Gymnasium • Warehouse • Parking • Retail

Interactive Menu

- Order Information [page 2](#)
- Energy Data [page 2](#)
- Photometric Data [page 3](#)
- Product Warranty

Product Certification



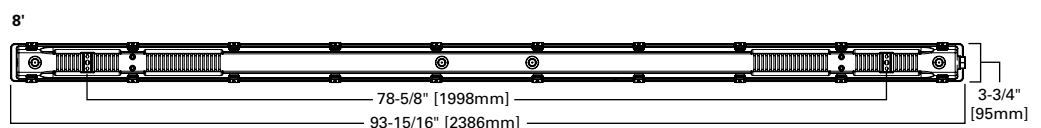
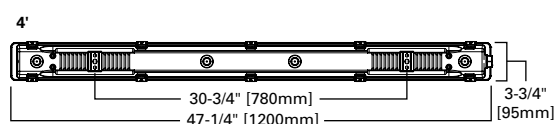
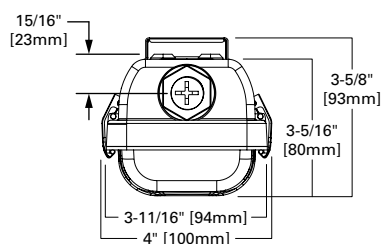
Product Features



Top Product Features

- Lumen and CCT select option provide application versatility
- 2-piece easy access design: captive lens, electrical and housing enclosures
- Durable high Impact IK08 optical lens and housing
- Available in 4FT & 8FT lengths
- Stainless steel latches, single conduit hub, and mounting included
- Standard 0-10V dimming to 10% for more energy savings

Dimensional Details



Order Information by Catalog Number

Default Setting: 4000K and High Power

Catalog Number	UPC	Lumen Setting	Nominal CCT (K)	120V			277V		
				Nominal Lumens	Watts	Efficacy (lm/W)	Nominal Lumens	Watts	Efficacy (lm/W)
4APVTLD-SL3C3	080083264216	Low Power	3500	3043	21	144	3036	22	140
			4000	3138	21	151	3128	21	147
			5000	2988	22	138	2977	22	134
		Mid Power	3500	4452	32	137	4443	33	137
			4000	4620	32	146	4614	32	145
			5000	4231	33	128	4242	33	127
		High Power	3500	5906	46	127	5911	46	129
			4000	6254	45	139	6241	45	140
			5000	5667	47	120	5531	46	120
8APVTLD-SL3C3	080083266333	Low Power	3500	8726	59	149	8835	60	147
			4000	8591	59	146	8658	60	144
			5000	8379	59	142	8427	60	140
		Mid Power	3500	10483	78	135	10461	78	134
			4000	10321	78	132	10251	78	131
			5000	10066	78	129	9977	78	128
		High Power	3500	11664	94	124	11480	92	125
			4000	11484	94	122	11249	92	122
			5000	11200	94	119	10949	92	119

Energy Data - 120V

	4'	8'
PF	0.99	0.99
THD %	<15	< 15
Low Temp Start	-20° C	-20° C

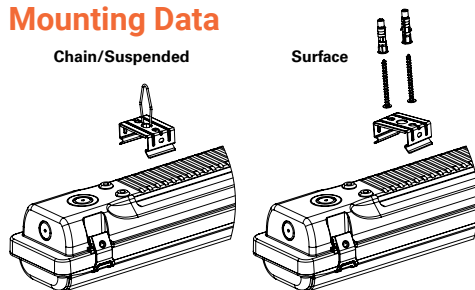
Shipping Data

Catalog Base	Wt. (lbs)	Unit per Pallet	Case Pack Qty.
4APVTLD	4.8	100	4
8APVTLD	9.7	70	2

Accessories

Catalog	Description
2234001252	(1) Water tight hub parts bag
AYC-Chain/Set	(2) 36" Chain Hanger (Use 1 set per fixture)

Mounting Data



Product Specifications

Construction

- High-impact polycarbonate housing with integrated metal gear tray
- Standard housing available with one 1/2" entry point. One conduit hub included with fixture.
- Stainless steel latches secures diffuser tightly for a positive seal between housing and diffuser
- Captive lens and gear tray light engine enclosure drops for easy electrical access by contractor
- Marked KO entry points for continuous feed installation and multiple entry points
- Continuous feed requires additional conduit hub. Order hub separately.

Electrical

- 0-10V dimming, 10% standard
- Long-Life LED system with an energy-efficient electronic driver comes in 120-277V
- LED's are 80 CRI and CCT Selectable option available for maximum color flexibility: choose from 3500K, 4000K or 5000K
- Lumen select switch provides three lumen package choices (Low, Medium and High) in selectable options
- L70 at >160,000 hours (TM-21)

Lens

- UV stabilized high-impact polycarbonate lens
- Lens is IK08 rated for impact protection
- Diffuse lens provides medium distribution and general coverage

Mounting

- Includes surface mount clips and v-bracket
- Great for mounting heights between 9 and 12ft high

Warranty

- Five year limited warranty

Compliance

- cULus listed for wet location rated
- Recommended operating ambient temp -20°C to 40°C (-4°F to 104°F)
- LED's comply with IESNA LM-79 and LM-80 standards
- DesignLights Consortium® Qualified and classified for DLC Standard, refer to www.designlights.org for details
- RoHS compliant

Photometric Data

[View IES files](#)

